



Research



Employment Tracker Georgia

December 2025

NUMBER OF PERSONS RECEIVING A SALARY

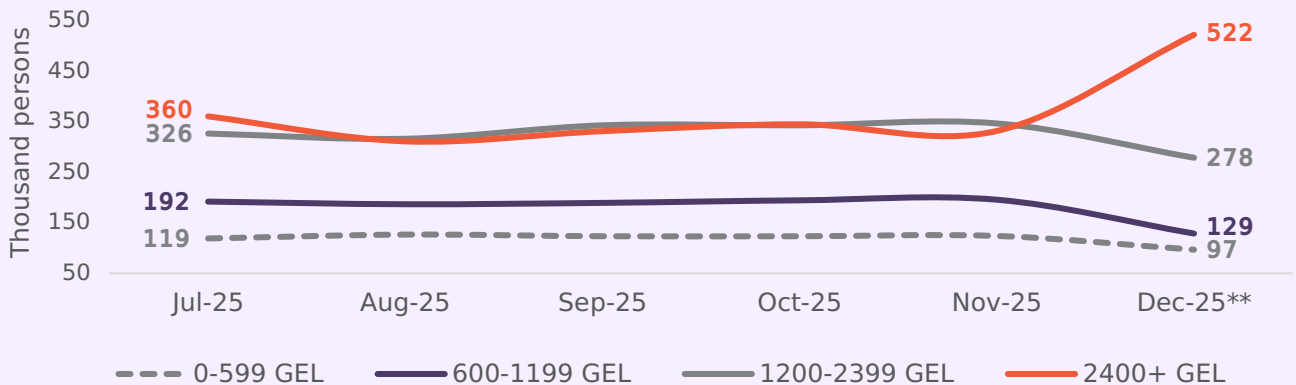
In December 2025, the number of persons receiving a monthly salary stood at 1,025,339*, which was 2.8% higher than in November 2025, and 4.3% higher than in December 2024.

In December 2025, the share of persons receiving a monthly salary of up to 600 GEL amounted to 9.4%, which was 3.0 percentage points lower than in November 2025, and 1.8 percentage points lower than in December 2024.

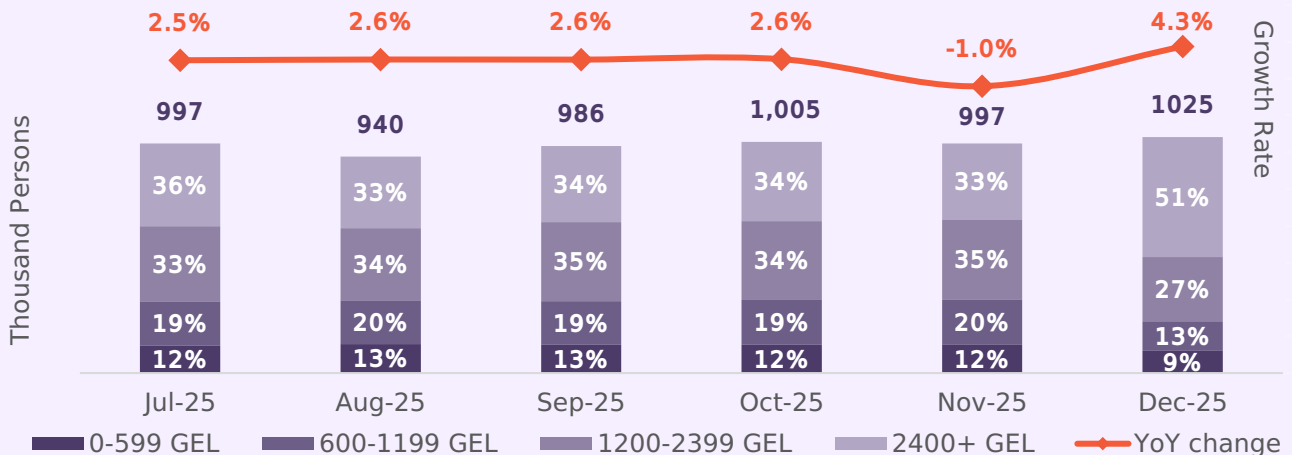
In December 2025, the share of persons receiving a monthly salary of 2,400 GEL or more amounted to 50.9%, which was 17.6** percentage points higher than in November 2025, and 6.4 percentage points higher than in December 2024.

In December 2025, the share of persons receiving a monthly salary of 9,600 GEL or more amounted to 5.8%, which was 3.0 percentage points higher than in November 2025, and 1.2 percentage points higher than in December 2024.

Graph 1: Number of Persons Receiving a Salary (by Salary Range)



Graph 2: Number of Persons Receiving a Salary, Growth rate, and Share (by Salary Range)



* The data provided by the Revenue Service are not final and might slightly change (last viewed on 20.01.2026; data represent gross salaries).

** The large share of the 2400+ GEL category in December 2025 compared to other months of the year was largely due to a significant number of people receiving year-end bonuses (13th salary).

NUMBER OF PERSONS RECEIVING A SERVICE FEE

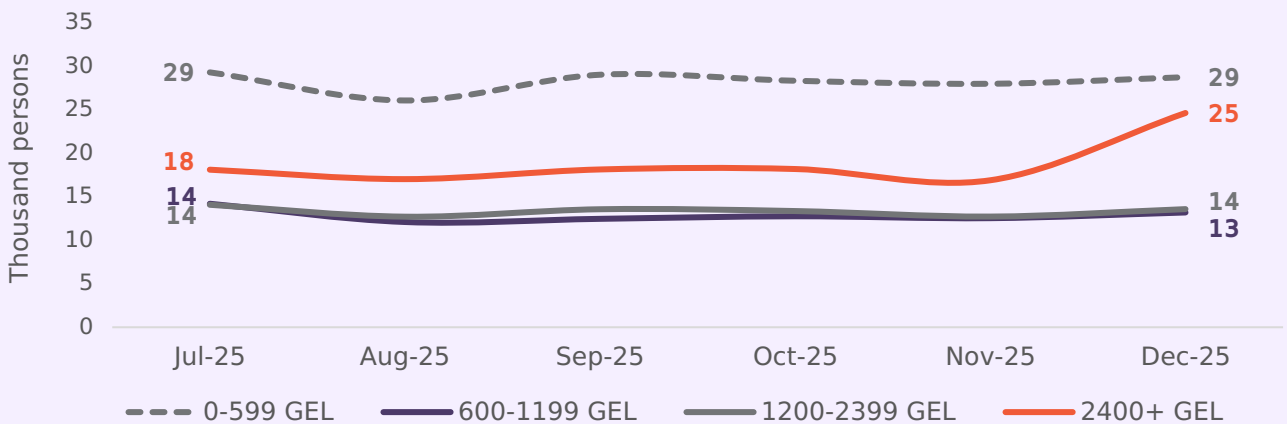
In December 2025, 80,032 persons received a service fee*. The number of persons receiving a service fee increased by 11.3% compared to December 2024, and by 10.0% compared to December 2023.

In December 2025, the share of persons receiving a service fee of up to 600 GEL amounted to 35.9%, which was 6.2 percentage points lower than in December 2024, and 5.2 percentage points lower than in December 2023.

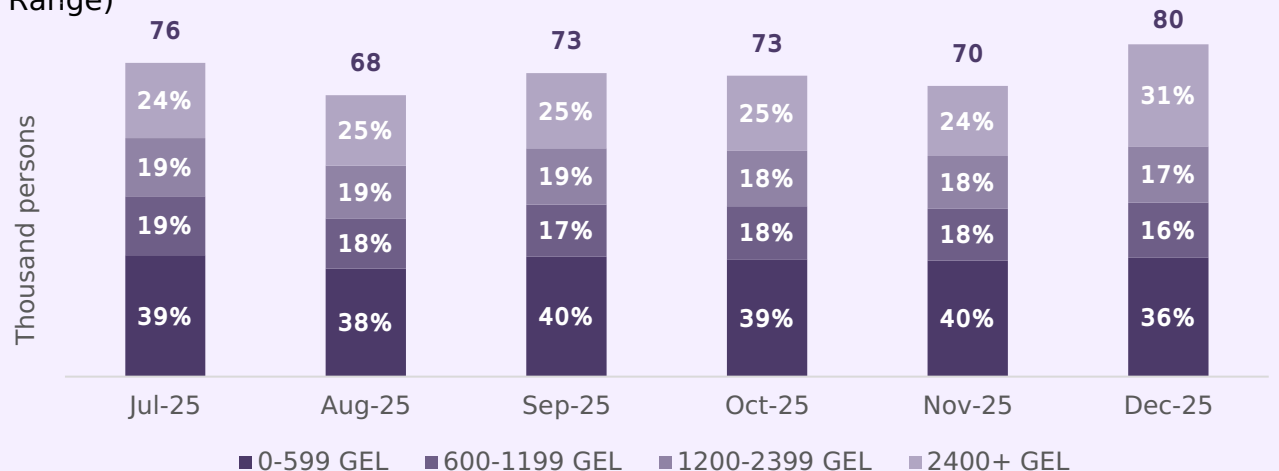
In December 2025, the share of persons receiving a service fee of 2,400 GEL and more amounted to 30.7%, which was 6.3 percentage points higher than in December 2024, and 7.0 percentage points higher than in December 2023.

In December 2025, the share of persons receiving a service fee of 9,600 GEL and more amounted to 6.4%, which was 2.3 percentage points higher than in December 2024, and 2.5 percentage points higher than in December 2023.

Graph 3: Number of Persons Receiving a Service Fee (by Service Fee Range)



Graph 4: Number of Persons Receiving a Service Fee, and Share (by Service Fee Range)



* The data provided by the Revenue Service are not final and might slightly increase (last viewed on 20.01.2026; The data represents the gross fee provided in exchange for services).

TOTAL VACANCIES PUBLISHED ON jobs.ge

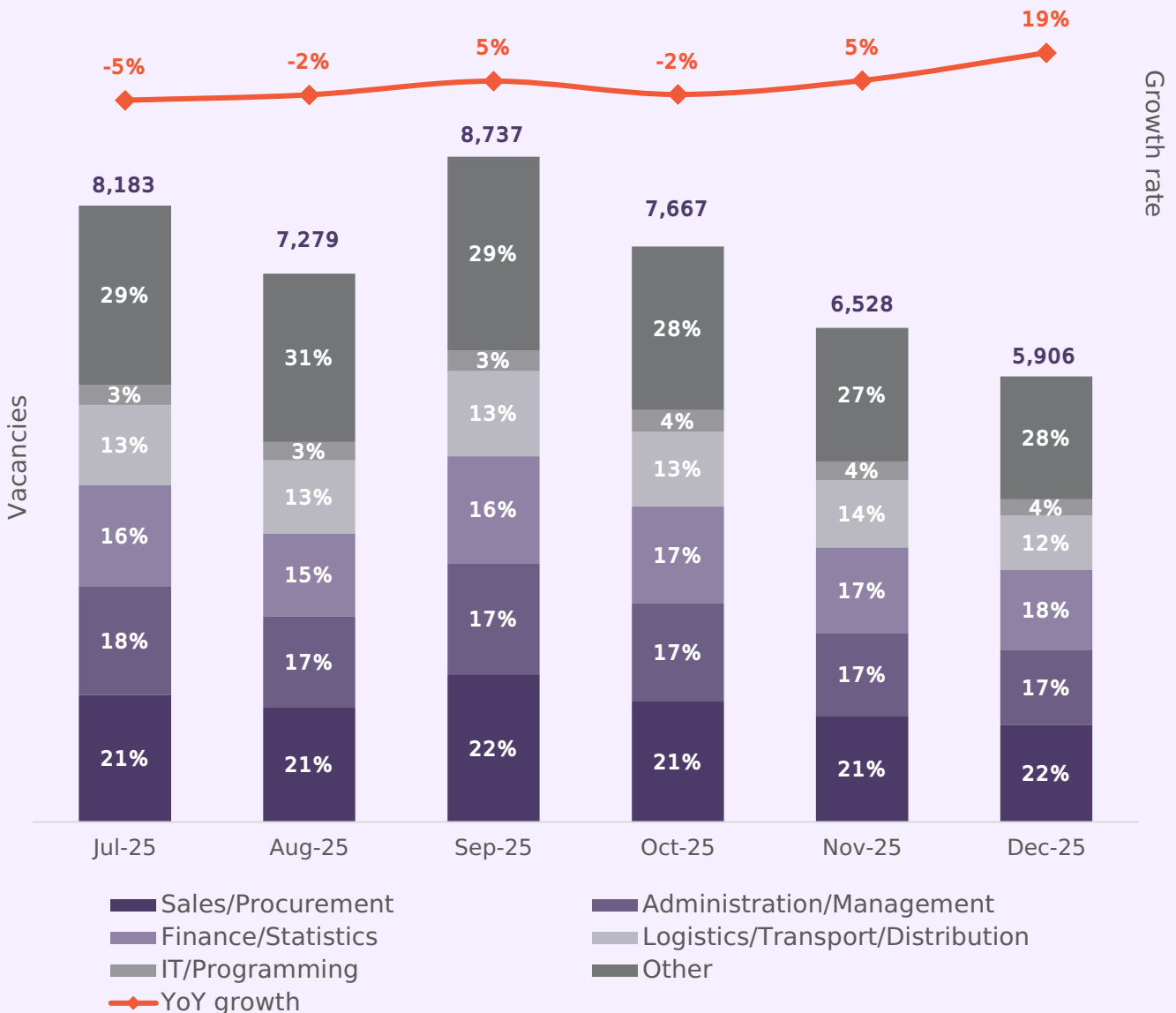
In December 2025, the total number of vacancies published on jobs.ge amounted to 5,906, which was 9.5% lower compared to November 2025, but 18.9% higher compared to December 2024.

The largest year-over-year increase was observed in sales and procurement (+32.3%), while the smallest increase was in administration and management category (+9.5%).


The biggest month-over-month decrease was observed logistics and transport category (-19.2%), while the smallest decrease was in finance and statistics category (-5.9%).


From October 2025 to December 2025, the total number of vacancies published on jobs.ge amounted to 20,101, which was 5.7% higher compared to the same period of 2024. The category that contributed the most to the increase during this period was finance and statistics.

Graph 5: Number of Vacancies Published on jobs.ge



VACANCIES PUBLISHED ON jobs.ge BY CATEGORY

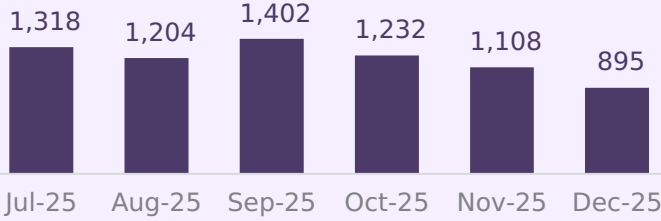
 From October 2025 to December 2025, a total of 925 vacancies were published in the field of **IT and Programming**, which was 43.6% higher compared to the corresponding period of 2024.

 From October 2025 to December 2025, a total of 5,333 vacancies were published in the field of **sales and procurement**, which was 11.0% higher compared to the corresponding period of 2024.

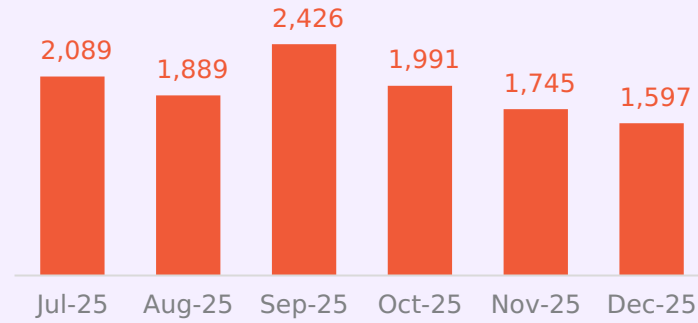
 From October 2025 to December 2025, a total of 4,322 vacancies were published in the field of **finance and statistics**, which was 16.5% higher compared to the corresponding period of 2024.

Graph 6: Number of Vacancies Published on jobs.ge by Category

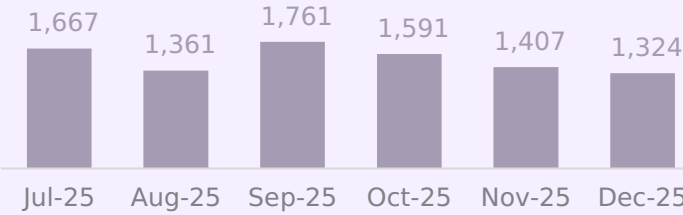
Logistics/Transport/Distribution



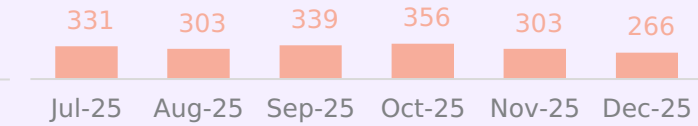
Sales/Procurement



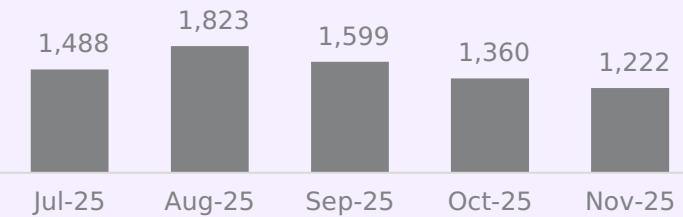
Finance/Statistics



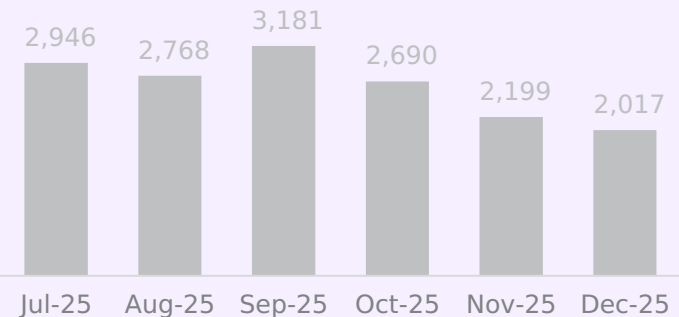
IT/Programming



Administration/Management



Other

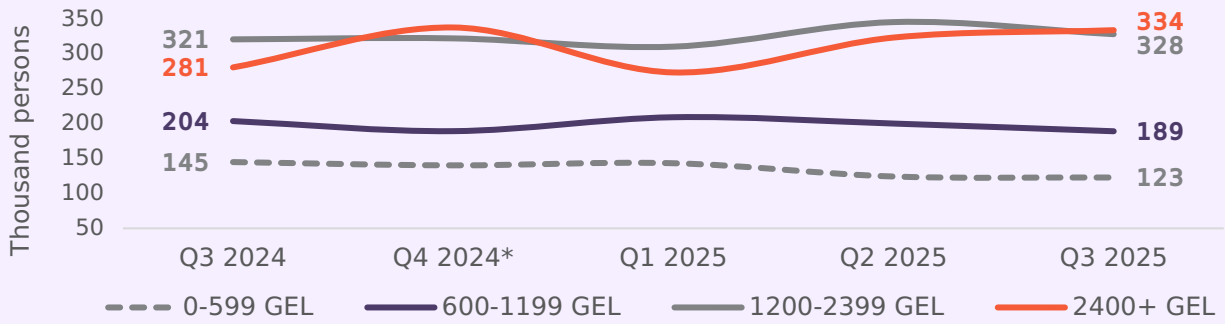


LABOR MARKET INDICATORS

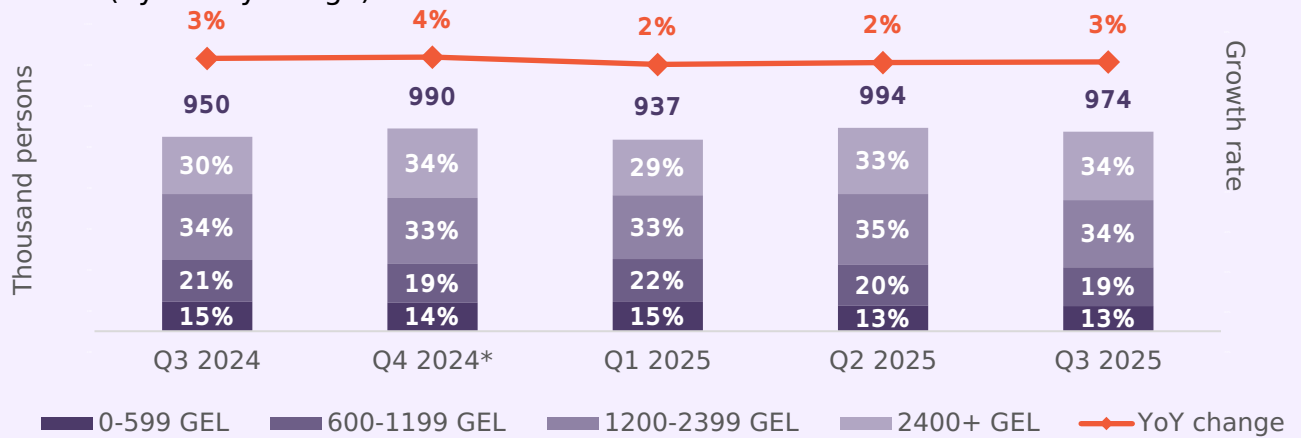
	2022	2023	2024 Q1	2024 Q2	2024 Q3	2024 Q4	2025 Q1	2025 Q2	2025 Q3
Number of people in the labor force (thousands)	1,552	1,596	1,631	1,608	1,633	1,646	1,634	1,594	1,610
Number of employed people (thousands)	1,284	1,335	1,402	1,388	1,408	1,413	1,394	1,366	1,396
Number of hired employed people (thousands)	872	920	953	936	974	979	958	941	975
Number of self-employed employed people (thousands)	412	414	448	452	433	434	435	422	418
Number of unemployed people (thousands)	268	262	229	220	226	234	239	228	214
Labor force participation rate (%)	51.9	53.3	55.0	54.5	54.7	54.9	54.8	54.1	54.5
Employment rate (%)	42.9	44.5	47.3	47.0	47.1	47.1	46.8	46.4	47.3
Unemployment rate (%)	17.3	16.4	14.0	13.7	13.8	14.2	14.7	14.3	13.3
Average nominal monthly salary (GEL)	1,543	1,767	1,943	2,005	2,057	2,218	2,170	2,212	2,272

QUARTERLY TRENDS IN SALARIES AND JOB VACANCIES

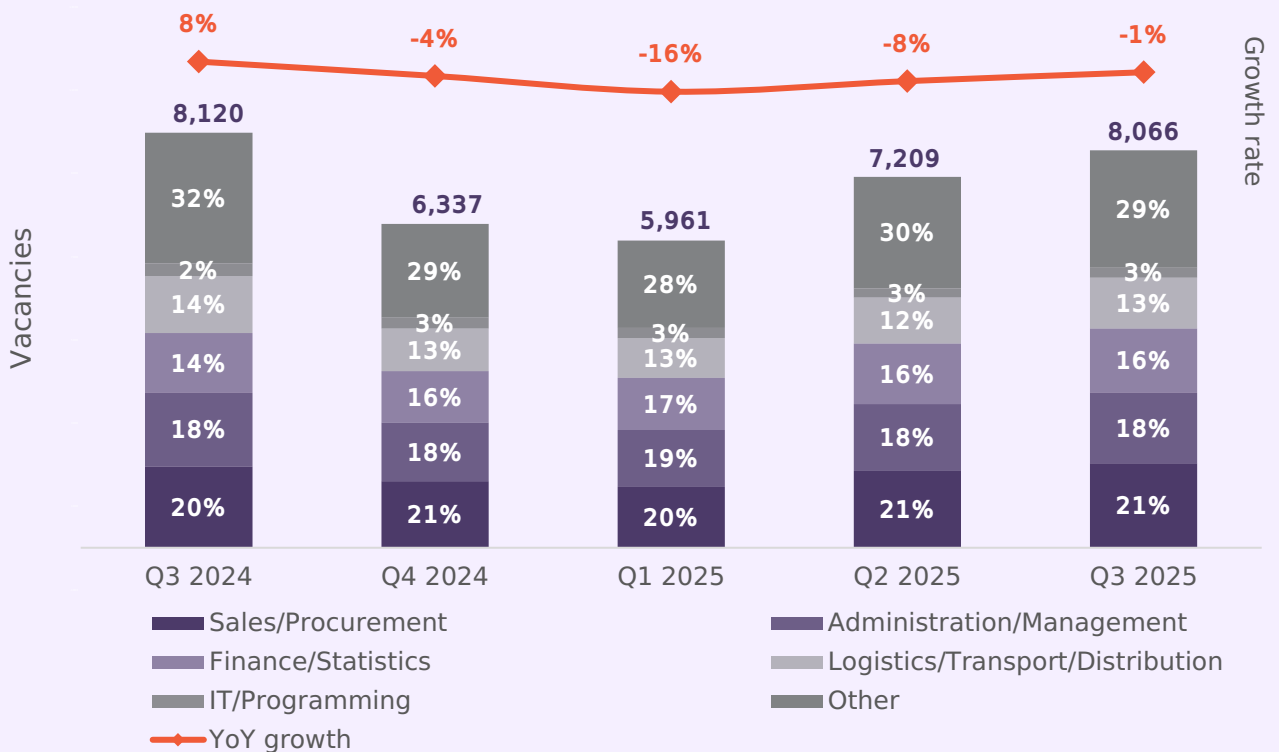
Graph 7: Quarterly Average Number of Persons Receiving a Salary (by Salary Range)



Graph 8: Quarterly Average Number of Persons Receiving a Salary, Growth rate, and Share (by Salary Range)



Graph 9: Quarterly Average Number of Vacancies Published on jobs.ge



* The large share of the 2400+ GEL category in Q4 2024 was largely due to a significant number of people receiving year-end bonuses (13th salary).

DISCLAIMER

The PUBLICATIONS presented on the website are prepared by Policy and Management Consulting Group (PMCG) only for informational and/or marketing purposes. Nothing in the PUBLICATIONS constitute, or is meant to constitute, advice of any kind, and the reader is responsible for their interpretation of all content and acknowledges that any reliance thereupon shall be entirely at their risk. PMCG cannot be held liable for any claims arising as a result of the reader's use of the materials.

The PUBLICATION is presented "as is" without any representations or warranties, expressed or implied.

Without prejudice to the general message of the first paragraph above, PMCG does not guarantee that:

- the PUBLICATION will be constantly available; or
- the information contained in the PUBLICATION is complete, true, accurate, or non-misleading.

PMCG reserves the right to modify the contents of PUBLICATIONS from time to time as it deems appropriate.

PMCG absolves itself of any liability of violations of other parties' rights, or any damage incurred as a consequence of using and applying any of the contents of PMCG's PUBLICATIONS. PMCG will not be liable to the reader (whether under contract law, tort law, or otherwise) in relation to the contents of, use of, or other form of connection with, the PUBLICATION.

The reader accepts that, as a limited liability entity, PMCG has an interest in limiting the personal liability of its officers and employees. The reader agrees that they will not bring any claim personally against PMCG's officers or employees with respect to any losses suffered by the reader in connection with the PUBLICATION.

The reader agrees that the limitations of guarantees and liabilities set out in the PUBLICATION disclaimer protect PMCG's researchers, officers, employees, agents, subsidiaries, successors, assignees, and sub-contractors as well as PMCG.

If any provision of this disclaimer is, or is found to be, unenforceable under applicable law, that will not affect the enforceability of the other provisions of the PUBLICATION disclaimer.

Address: Erekle Tatishvili 1, 5th floor, 0108,
Tbilisi, Georgia.
Tel: (+995) 557170660
Email: research@pmcginternational.com
Website: pmcresearch.org; pmcg-i.com

Mariam Jashi
Junior Researcher
m.jashi@pmcginternational.com

Ana Terashvili
Research Assistant
a.terashvili@pmcginternational.com

Amiran Kvantaliani
Economic Analyst (Contact Person)
a.kvantaliani@pmcginternational.com