



Research



# EMPLOYMENT TRACKER

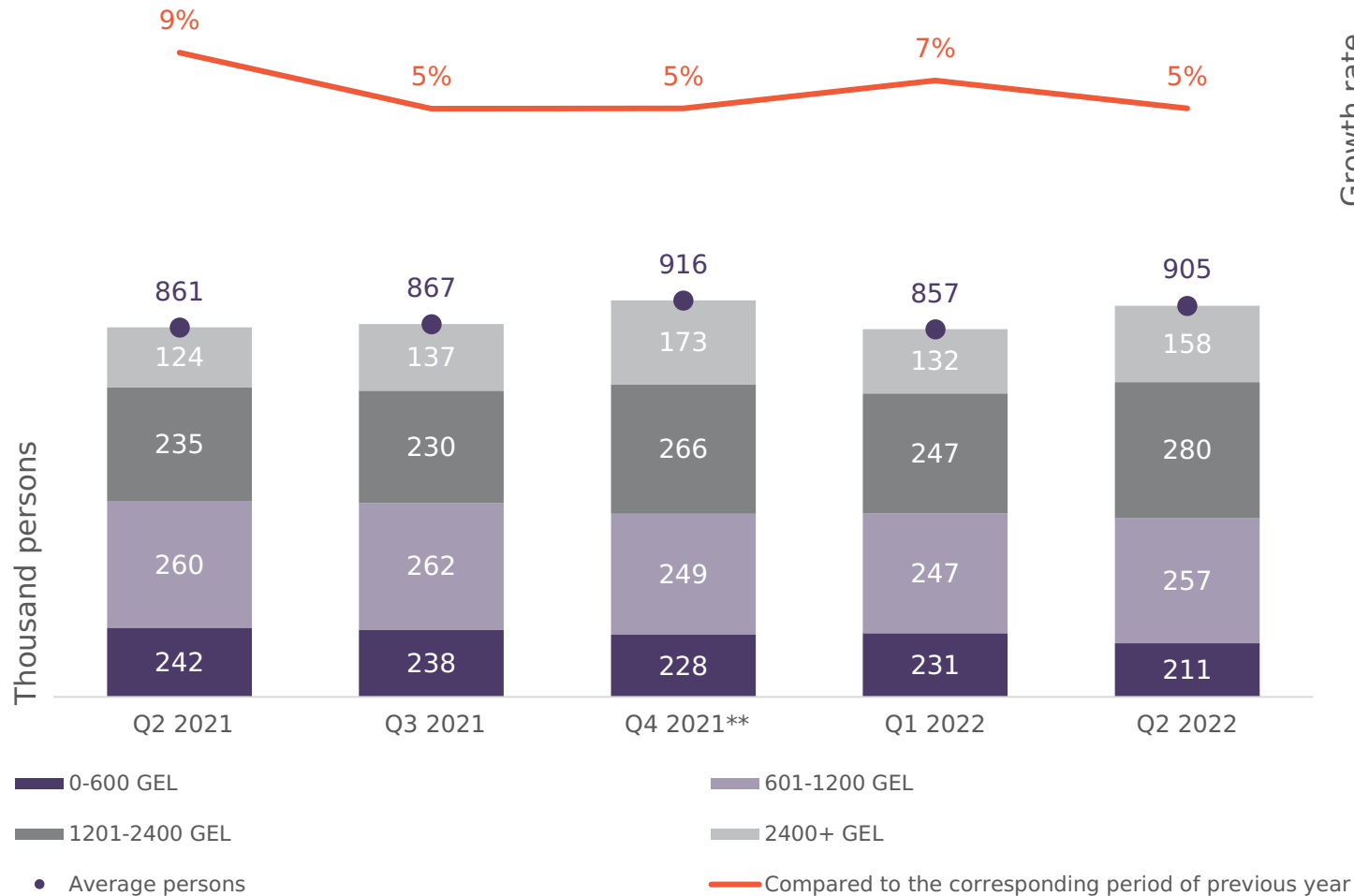


November 2022

[www.pmcresearch.org](http://www.pmcresearch.org)



# AVERAGE NUMBER OF PERSONS RECEIVING SALARY



Growth rate

- In October 2022, the number of persons receiving a monthly salary decreased by 0.4% compared to the corresponding period of 2021 and increased by 3.7% compared to the corresponding period of 2020.
- In October 2022, the share of persons receiving a monthly salary up to 600 GEL amounted to 22.5%, which was 5.7 percentage points less than the corresponding period of 2021, and 10.2 percentage points lower than the corresponding period of 2020.
- In October 2022, the share of persons receiving a monthly salary of more than 2,400 GEL amounted to 18.3%, which was 3.7 percentage points more compared to the corresponding period of 2021, and 5.4 percentage points higher than the corresponding period of 2020.
- In October 2022, the number of persons receiving a monthly salary higher than 9,600 GEL, increased by 28.1% compared to 2021 and 52.6% compared to 2020. The share of persons receiving a monthly salary of more than 9,600 GEL amounted to 1.6% in October 2022.

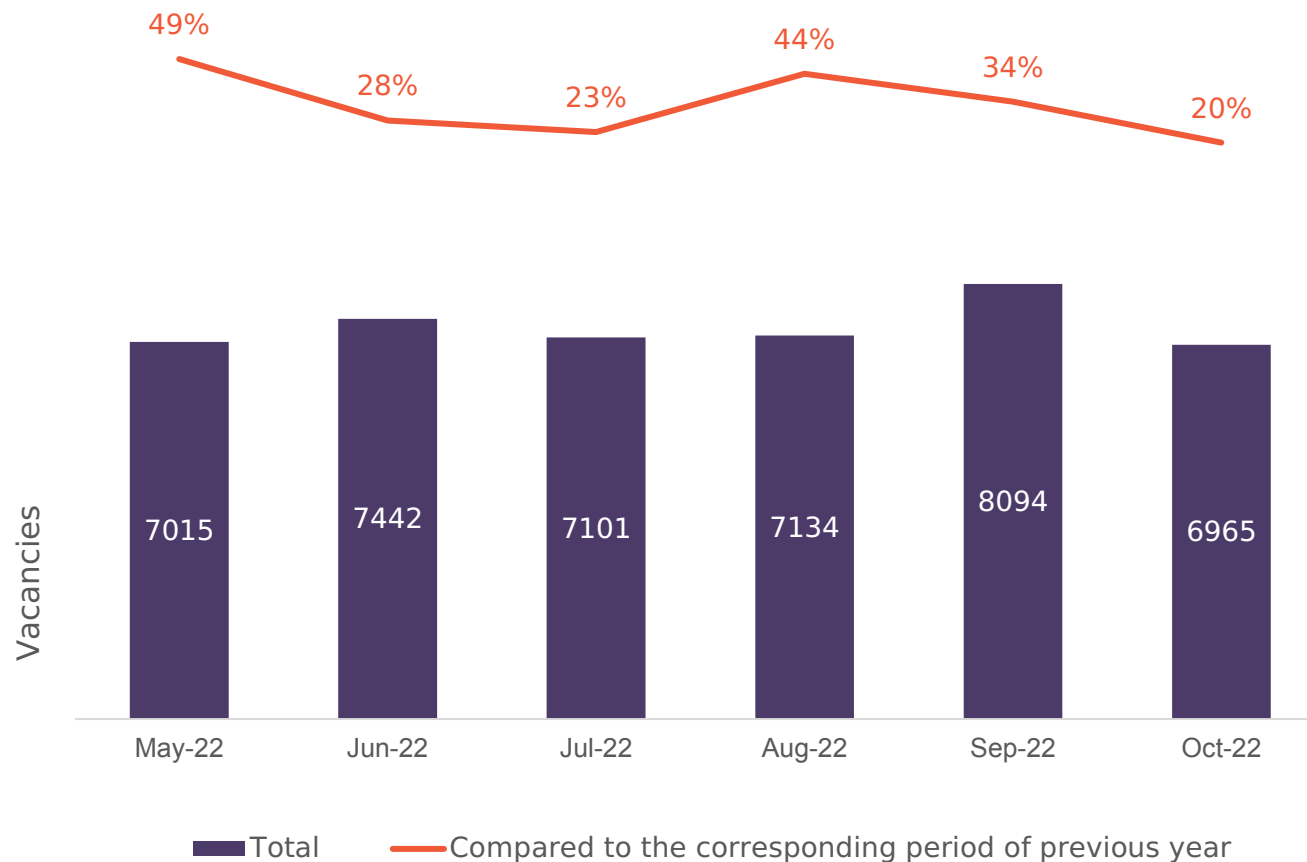
Source: Revenue Service\*

\* The data provided by Revenue Service is not final and might slightly increase. (Last viewed on 20.11.2022).

\*\* The decrease of the share of 0-600 Gel and 601-1200 GEL categories in the Q4 of 2021 was largely due to a notable number of people receiving the 13th salary in December.



# TOTAL VACANCIES PUBLISHED ON **Jobs.ge**



Growth rate

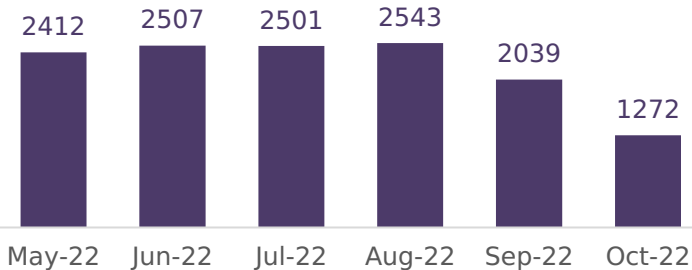
- In 2022, from May to October, the total number of vacancies published on jobs.ge amounted to 43,751, which was 32% higher compared to the corresponding period of 2021 and 164% higher compared to the corresponding period of 2020.
- In 2022, from May to October, the average MoM growth rate for the total number of vacancies published on jobs.ge amounted to 0.3%.

Source: Jobs.ge

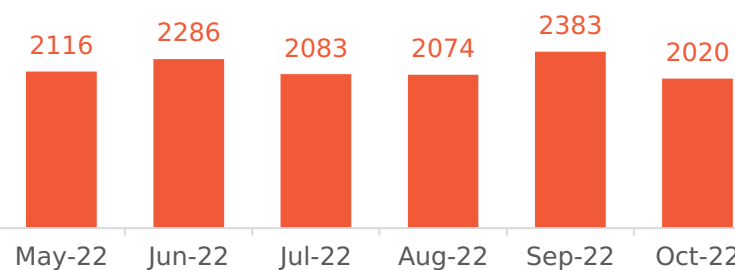


# VACANCIES PUBLISHED ON **Jobs.ge** BY CATEGORIES

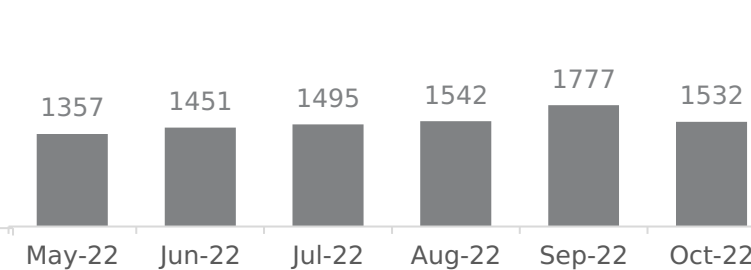
### Logistics/Transport/Distribution



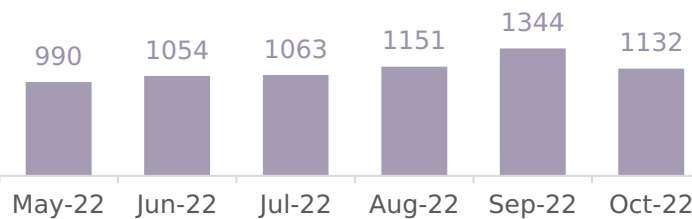
### Sales/Procurement



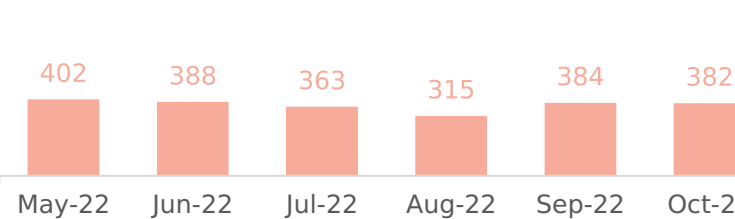
### Administration/Management



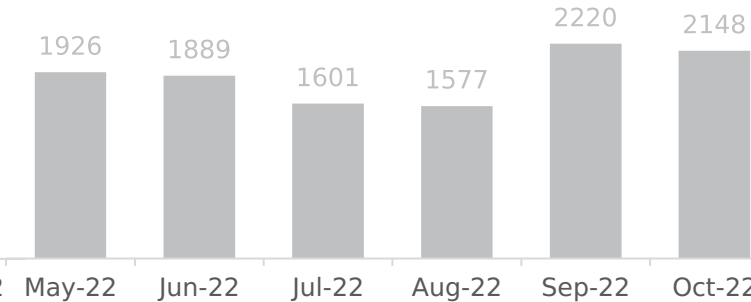
### Finance, Statistics



### IT/Programming



### Other



Source: Jobs.ge

🔗 In 2022, from May to October, a total of 12,962 vacancies were published in the field of sales/procurement, which was 58% higher than the corresponding period of 2021 and 209% higher compared to the corresponding period of 2020.

🔗 In 2022, from May to October, a total of 9,154 vacancies were published in administration/management, which was 29% higher compared to the corresponding period of 2021 and 182% higher compared to the corresponding period of 2020.

🔗 In 2022, from May to October, a total of 13,274 vacancies were published under the logistics/transport/distribution, which was 36% higher compared to the corresponding period of 2021, and 206% higher compared to the corresponding period of 2020.



# LABOR MARKET INDICATORS

	2020 Q1	2020 Q2	2020 Q3	2020 Q4	2021 Q1	2021 Q2	2021 Q3	2021 Q4	2022 Q1	2022 Q2	2022 Q3
Number of people in the labor force (thousands)	1545.2	1515.0	1528.9	1505.7	1447.2	1559.1	1592	1536.1	1490.7	1551.5	1609.4
Number of employed people (thousands)	1262.7	1237.6	1269.1	1197.9	1129.7	1214.6	1281.2	1244.2	1201.1	1269.9	1358.6
Number of hired employed people (thousands)	891.2	839.5	845.3	805.1	782.8	831.7	861.9	841.1	817.7	867.9	913.8
Number of self-employed employed people (thousands)	370.8	397.6	423.1	391.9	345.7	381.8	418.6	402.4	382.3	401.2	444.3
Number of unemployed people (thousands)	282.6	277.4	259.8	307.8	317.5	344.6	310.8	291.9	289.6	281.6	250.7
Labor force participation rate (%)	51.3	50.3	50.3	50.0	48.3	51.4	52.8	51.2	49.9	51.5	53.5
Employment rate (%)	41.9	41.1	41.8	39.8	37.7	40.1	42.5	41.5	40.2	42.2	45.2
Unemployment rate (%)	18.3	18.3	17.0	20.4	21.9	22.1	19.5	19.0	19.4	18.1	15.6
Average nominal monthly salary (GEL)	1202.7	1150.1	1239.5	1314.7	1256.2	1328.0	1368.5	1463.8	1446.5	1541.3	-

Source: National Statistics Office of Georgia



# DISCLAIMER

The PUBLICATIONS presented on the website are prepared by PMC Research Center only for informational and/or marketing purposes. Nothing in the PUBLICATIONS constitute, or is meant to constitute, advice of any kind, and the reader is responsible for their interpretation of all content and acknowledges that any reliance thereupon shall be entirely at their risk. PMC Research Center cannot be held liable for any claims arising as a result of the reader's use of the materials.

The PUBLICATION is presented "as is" without any representations or warranties, expressed or implied.

Without prejudice to the general message of the first paragraph above, PMC Research Center does not guarantee that:

- the PUBLICATION will be constantly available; or
- the information contained in the PUBLICATION is complete, true, accurate, or non-misleading.

PMC Research Center reserves the right to modify the contents of PUBLICATIONS from time to time as it deems appropriate.

PMC Research Center absolves itself of any liability of violations of other parties' rights, or any damage incurred as a consequence of using and applying any of the contents of PMC Research Center's PUBLICATIONS. PMC Research Center will not be liable to the reader (whether under contract law, tort law, or otherwise) in relation to the contents of, use of, or other form of connection with, the PUBLICATION.

The reader accepts that, as a limited liability entity, PMC Research Center has an interest in limiting the personal liability of its officers and employees. The reader agrees that they will not bring any claim personally against PMC Research Center's officers or employees with respect to any losses suffered by the reader in connection with the PUBLICATION.

The reader agrees that the limitations of guarantees and liabilities set out in the PUBLICATION disclaimer protect PMC Research Center's researchers, officers, employees, agents, subsidiaries, successors, assignees, and sub-contractors as well as PMC Research Center itself.

If any provision of this disclaimer is, or is found to be, unenforceable under applicable law, that will not affect the enforceability of the other provisions of the PUBLICATION disclaimer.

## **Giorgi Khishtovani**

Research Director

[g.khishtovani@pmcginternational.com](mailto:g.khishtovani@pmcginternational.com)

## **Sopho Basilidze**

Researcher

[s.basilidze@pmcginternational.com](mailto:s.basilidze@pmcginternational.com)

## **Nika Kapanadze**

Researcher

[n.kapanadze@pmcginternational.com](mailto:n.kapanadze@pmcginternational.com)

## **Nikoloz Bakradze**

Junior Researcher

[n.bakradze@pmcginternational.com](mailto:n.bakradze@pmcginternational.com)

Address: 61 Aghmashenebeli Avenue, 3rd floor,  
Tbilisi 0102, Georgia.

Tel: (+995 32) 2921171, 2921181

Email: [research@pmcginternational.com](mailto:research@pmcginternational.com)

Website: [pmcresearch.org](http://pmcresearch.org)