



Research



Employment Tracker

Georgia

August 2025

NUMBER OF PERSONS RECEIVING A SALARY

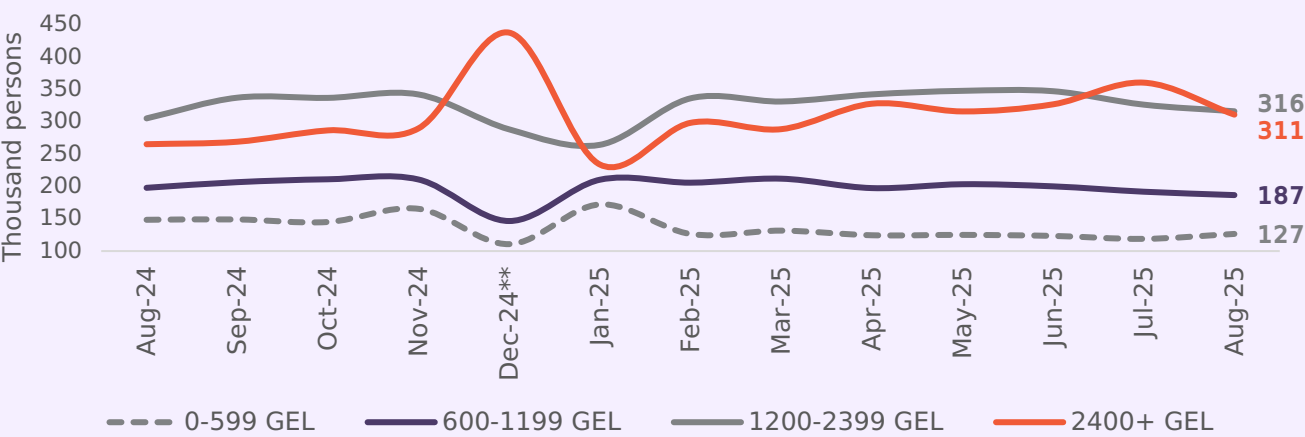
In August 2025, the number of persons receiving a monthly salary stood at **939,898***, which was 5.7% lower than in July 2025 and 2.6% higher than in August 2024.

In August 2025, the share of persons receiving a monthly salary up to 600 GEL amounted to **13.5%**, which was 1.5 percentage points higher than in July 2025 and 2.7 percentage points lower than in August 2024.

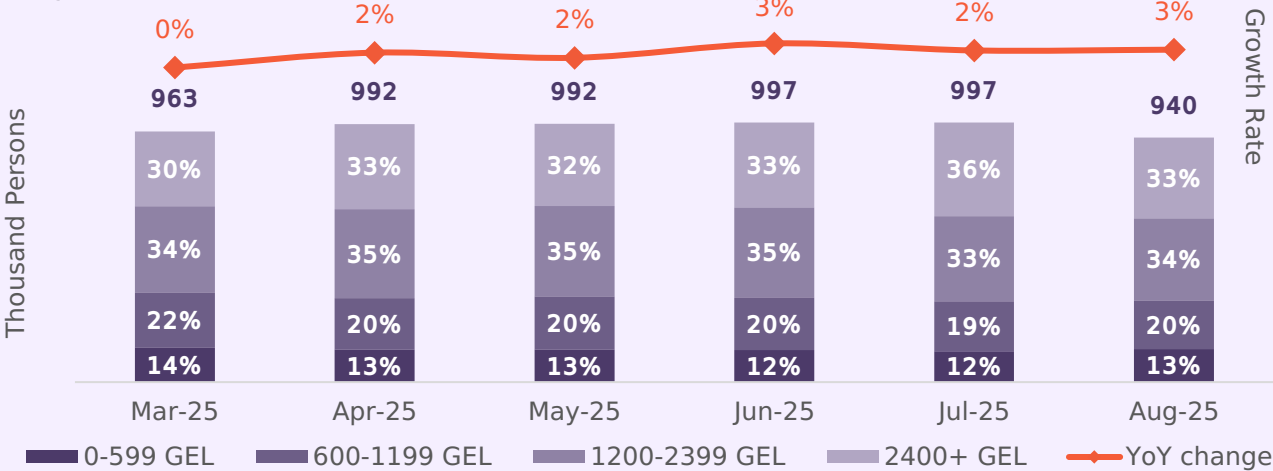
In August 2025, the share of persons receiving a monthly salary of **2,400 GEL or more** amounted to **33.1%**, which was 3.1 percentage points lower than in July 2025 and 4.1 percentage points higher than in August 2024.

In August 2025, the share of persons receiving a monthly salary of **9,600 GEL or more** amounted to **3.0%**, which was 0.1 percentage points lower than in July 2025 and 0.4 percentage points higher than in August 2024.

Graph 1: Number of Persons Receiving a Salary (by Salary Range)




Graph 2: Number of Persons Receiving a Salary, Growth rate, and Share (by Salary Range)




* The data provided by the Revenue Service are not final and might slightly change (last viewed on 20.09.2025; data represent gross salaries).
** The large share of the 2400+ GEL category in December 2024 was largely due to a significant number of people receiving year-end bonuses (13th salary).

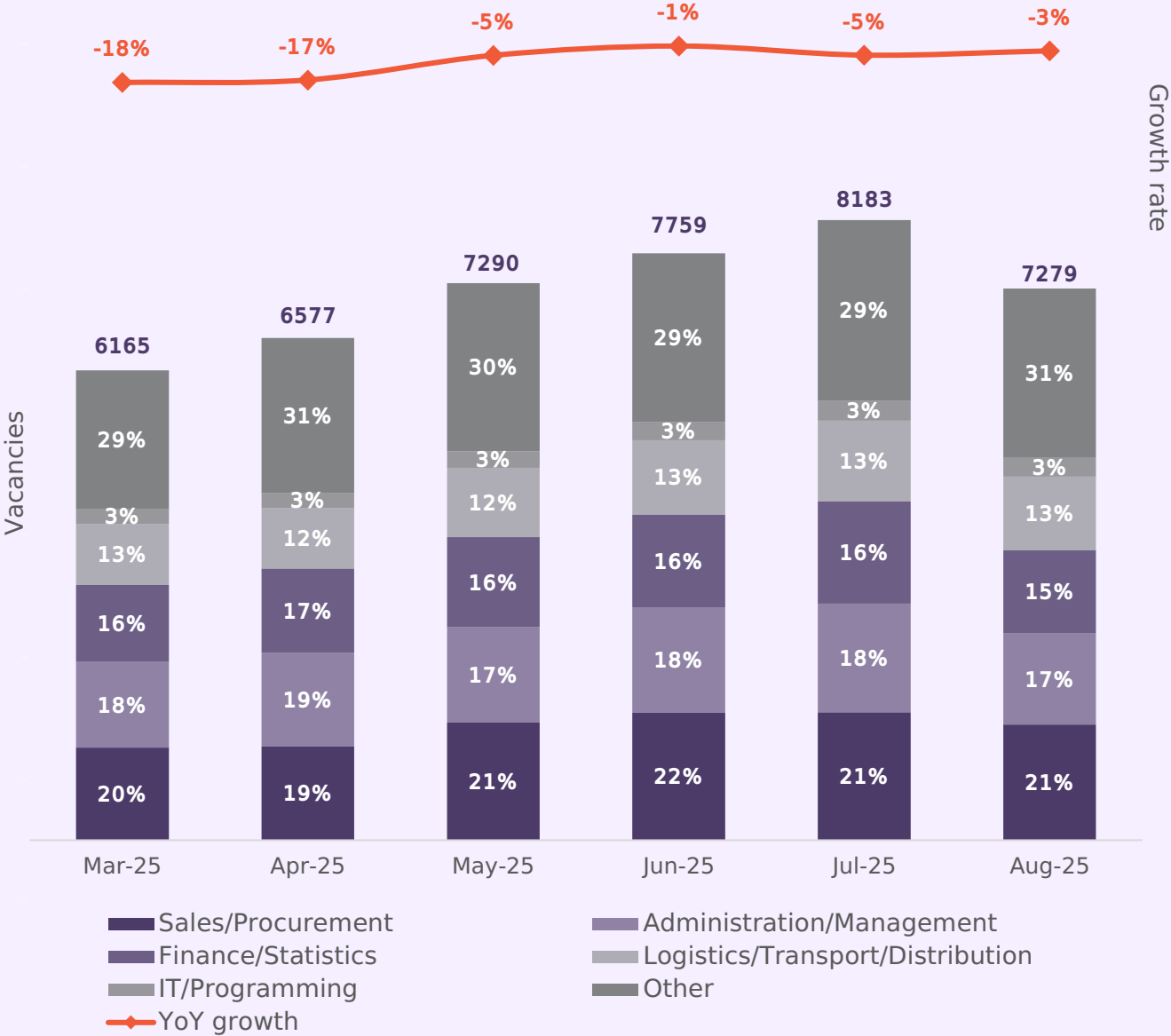
TOTAL VACANCIES PUBLISHED ON jobs.ge

 In August 2025, the total number of vacancies published on jobs.ge amounted to 7,279, which was 11.0% lower compared to July 2025 and 3.0% lower compared to August 2024. Month-over-month the number of vacancies decreased in every category. The smallest month-over-month decrease among main categories was observed in IT and programming (-8.5%), while the largest decrease was in finance and statistics (-18.4%). The largest year-over-year increase was observed in IT and programming

category (+25.2%), while the largest decrease was in administration and management category (-13.7%).

 From June 2025 to August 2025, the total number of vacancies published on jobs.ge amounted to 28,819, which was 3.2% lower compared to the same period of 2024. Among main categories, administration and management saw the largest decrease (-7.1%), contributing most to the overall decrease during this period.

Graph 3: Number of Vacancies Published on jobs.ge



VACANCIES PUBLISHED ON jobs.ge BY CATEGORY

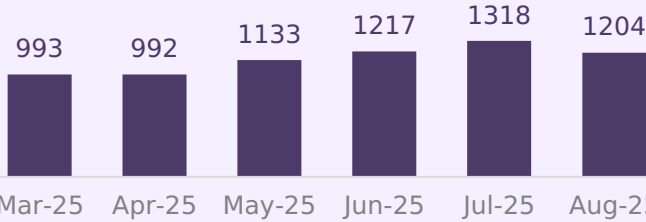
From June 2025 to August 2025, a total of 932 vacancies were published in the field of IT and Programming, which was 22.6% higher compared to the corresponding period of 2024.

From June 2025 to August 2025, a total of 6,060 vacancies were published in sales and procurement, which was 4.7% higher compared to the corresponding period of 2024.

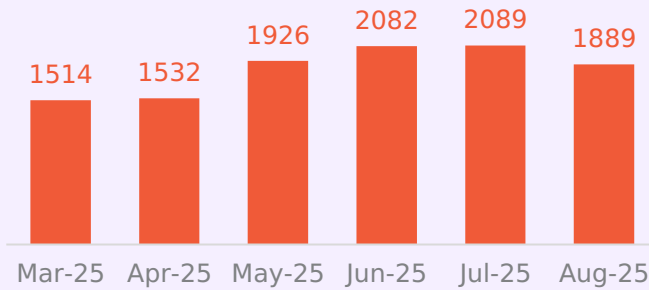
From June 2025 to August 2025, a total of 4,540 vacancies were published in the field of finance and statistics, which was 7.1% higher compared to the corresponding period of 2024.

Graph 4: Number of Vacancies Published on jobs.ge by Category

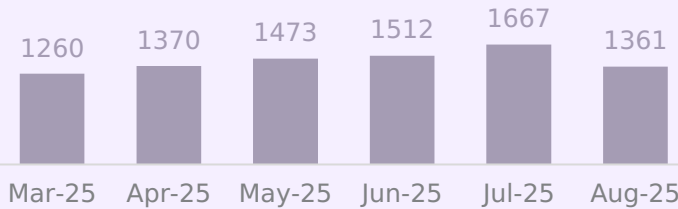
Logistics/Transport/Distribution




Sales/Procurement



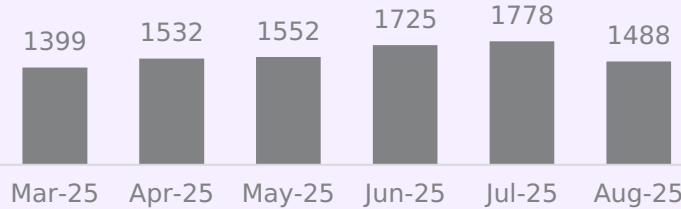
Finance/Statistics



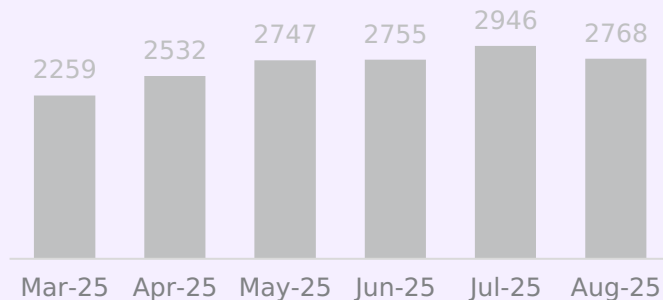
IT/Programming



Administration/Management



Other

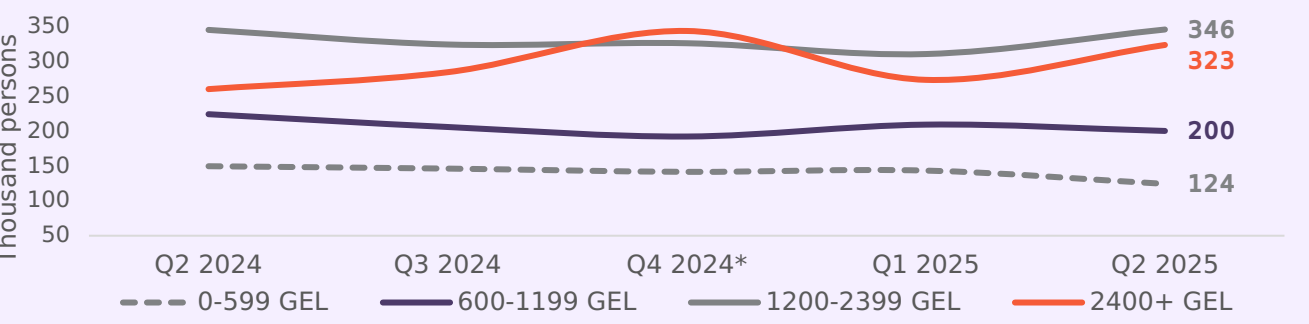


LABOR MARKET INDICATORS

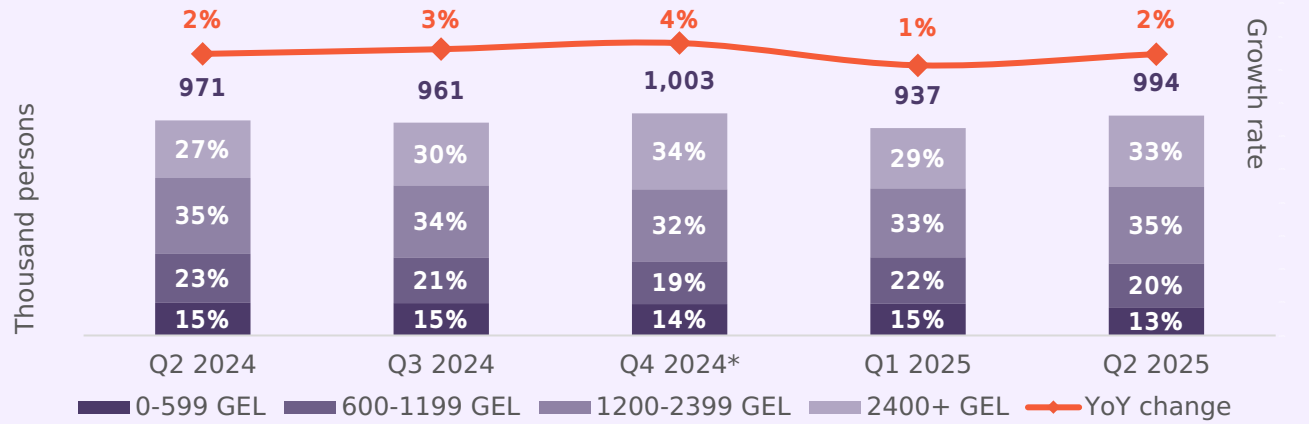
	2022	2023	2024 Q1	2024 Q2	2024 Q3	2024 Q4	2025 Q1	2025 Q2
Number of people in the labor force (thousands)	1551.6	1596.3	1630.5	1607.6	1633.4	1646.4	1633.6	1593.9
Number of employed people (thousands)	1283.7	1334.6	1401.9	1387.8	1407.6	1412.5	1394.2	1366.3
Number of hired employed people	870.9	920.4	952.9	935.8	974.4	978.5	958.3	940.5
Number of self-employed employed people (thousands)	412.1	413.6	448.2	451.5	432.7	433.5	434.7	422.2
Number of unemployed people (thousands)	267.9	261.7	228.6	219.7	225.7	233.9	239.4	227.6
Labor force participation rate (%)	51.9	53.3	55	54.5	54.7	54.9	54.8	54.1
Employment rate (%)	42.9	44.5	47.3	47	47.1	47.1	46.8	46.4
Unemployment rate (%)	17.3	16.4	14	13.7	13.8	14.2	14.7	14.3
Average nominal monthly salary (GEL)	1543	1766.8	1943.4	2004.9	2056.7	2217.5	2170.1	2212.0

QUARTERLY TRENDS IN SALARIES AND JOB VACANCIES

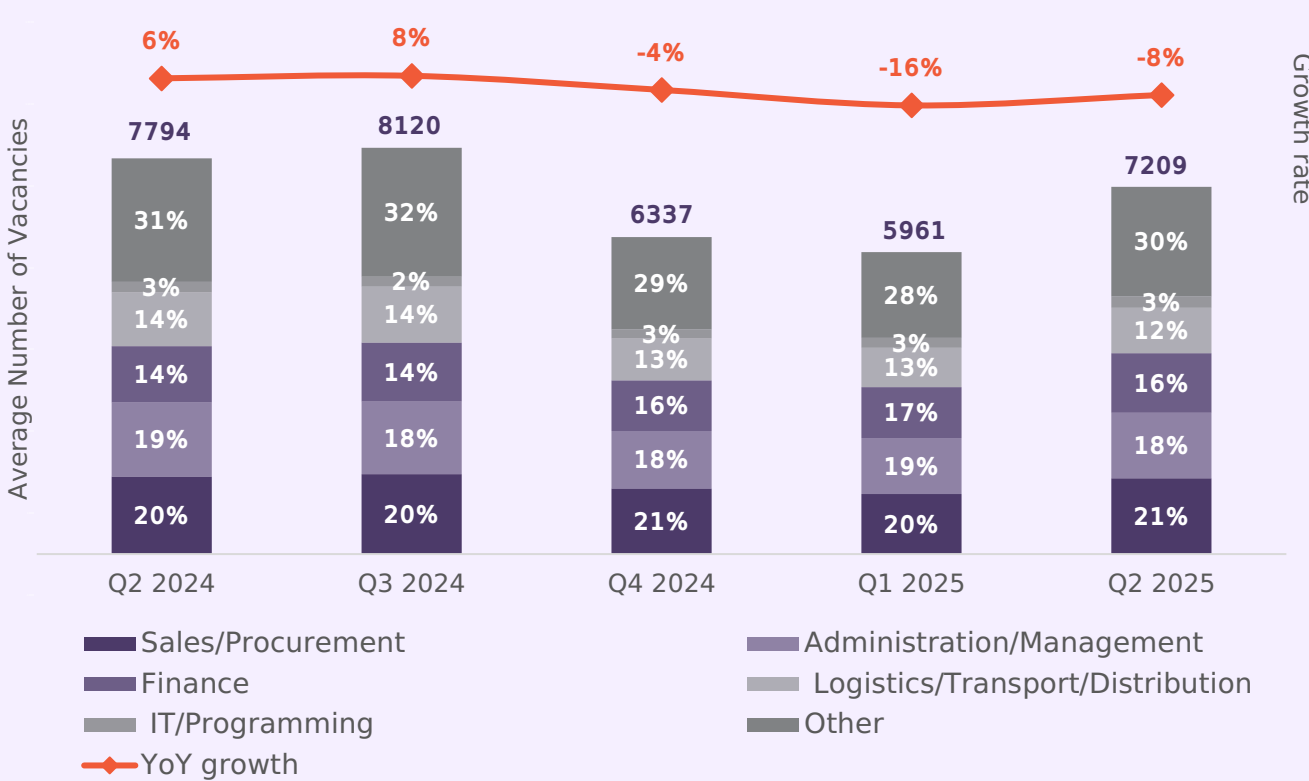
Graph 6: Quarterly Average Number of Persons Receiving a Salary (by Salary Range)



Graph 7: Quarterly Average Number of Persons Receiving a Salary, Growth rate, and Share (by Salary Range)



Graph 8: Quarterly Average Number of Vacancies Published on jobs.ge



* The large share of the 2400+ GEL category in Q4 2024 was largely due to a significant number of people receiving year-end bonuses (13th salary).

DISCLAIMER

The PUBLICATIONS presented on the website are prepared by Policy and Management Consulting Group (PMCG) only for informational and/or marketing purposes. Nothing in the PUBLICATIONS constitute, or is meant to constitute, advice of any kind, and the reader is responsible for their interpretation of all content and acknowledges that any reliance thereupon shall be entirely at their risk. PMCG cannot be held liable for any claims arising as a result of the reader’s use of the materials.

The PUBLICATION is presented “as is” without any representations or warranties, expressed or implied.

Without prejudice to the general message of the first paragraph above, PMCG does not guarantee that:

- the PUBLICATION will be constantly available; or
- the information contained in the PUBLICATION is complete, true, accurate, or non-misleading.

PMCG reserves the right to modify the contents of PUBLICATIONS from time to time as it deems appropriate.

PMCG absolves itself of any liability of violations of other parties’ rights, or any damage incurred as a consequence of using and applying any of the contents of PMCG’s PUBLICATIONS. PMCG will not be liable to the reader (whether under contract law, tort law, or otherwise) in relation to the contents of, use of, or other form of connection with, the PUBLICATION.

The reader accepts that, as a limited liability entity, PMCG has an interest in limiting the personal liability of its officers and employees. The reader agrees that they will not bring any claim personally against PMCG’s officers or employees with respect to any losses suffered by the reader in connection with the PUBLICATION.

The reader agrees that the limitations of guarantees and liabilities set out in the PUBLICATION disclaimer protect PMCG’s researchers, officers, employees, agents, subsidiaries, successors, assignees, and sub-contractors as well as PMCG.

If any provision of this disclaimer is, or is found to be, unenforceable under applicable law, that will not affect the enforceability of the other provisions of the PUBLICATION disclaimer.

Address: 61 Aghmashenebeli Avenue, 5th floor, Tbilisi 0102, Georgia.
Tel: (+995) 557170660
Email: research@pmcginternational.com
Website: pmcresearch.org

Mariam Jashi
Junior Researcher
m.jashi@pmcginternational.com

Amiran Kvantaliani
Economic Analyst (Contact Person)
a.kvantaliani@pmcginternational.com